

Galway University Foundation Company Limited by Guarantee
Directors' Report and Consolidated Financial Statements
for the year ended 30 June 2018

Galway University Foundation Company Limited by Guarantee

CONTENTS

	Page
Directors and Other Information	3
Directors' Report	4 - 7
Directors' Responsibilities Statement	8
Independent Auditor's Report	9 - 10
Consolidated Statement of Financial Activity	11
Consolidated Statement of Financial Position	12
Company Statement of Financial Position	13
Consolidated Statement of Changes in Equity	14
Company Statement of Changes in Equity	14
Consolidated Statement of Cash Flows	15
Notes to the Financial Statements	16 – 29

Galway University Foundation Company Limited by Guarantee

DIRECTORS AND OTHER INFORMATION

Directors	Dr. James Browne (Resigned 5 January 2018) Tom Costello (Resigned 31 March 2018) Domhnal Slattery (Resigned 5 January 2018) Dr. Brian Joyce Dr. Finian O'Sullivan Mark Moran (Board Chair) Professor Pól Ó Dochartaigh Dr Helen Ryan Brendan Jennings Margaret Sweeney Professor Ciarán Ó hÓgartaigh (Appointed 22 March 2018)
Company Secretary	Dónal Cahalane
Company Number	279868
Charity Number	CHY 12894
Charity Regulatory Authority Number	CRA 20038823
Registered Office and Business Address	Gate Lodge University Road Galway
Auditors	Mazars Chartered Accountants & Statutory Audit Firm Mayoralty House, Flood Street, Galway
Bankers	Allied Irish Bank, Newcastle Road, Newcastle, Galway. Bank of Ireland Main Concourse NUI Galway Galway
Solicitors	Arthur Cox Ten Earlsfort Terrace Dublin 2

Galway University Foundation Company Limited by Guarantee

DIRECTORS' REPORT

for the year ended 30 June 2018

The directors present their report and the audited financial statements for the year ended 30 June 2018.

About Galway University Foundation

Vision

Since its establishment in 1998, Galway University Foundation CLG has been engaged in generating financial support for NUI Galway's programmes and activities from a range of private individuals and institutions. A core part of our work is in nurturing lasting relationships with donors who share NUI Galway's vision for the future.

Mission

The mission of the Foundation is to raise philanthropic funding in support of the objectives of NUI Galway. We gratefully acknowledge all of the visionary and generous individuals and organisations who have supported our activities in the year ended 30 June 2018. Their support, and the support of donors over many years, has transformed the NUI Galway campus, supported our students and funded life-changing research.

Strategy

The Foundation has recently successfully completed its Campus of the Future fundraising campaign and is engaged in preparing a new strategic plan to support the mission and objectives of NUI Galway.

Activities in FY2018

The Foundation supported the following NUI Galway projects and programmes in FY2018:

Alumni Relations

During the year, Galway University Foundation continued its engagement with alumni nationally and internationally as part of its management of the Alumni Network on behalf of NUI Galway. Alumni engagement events were held in Galway, Dublin, Chicago and New York which were attended by approximately 1,400 graduates. The Alumni Relations team also engaged with approximately 70,000 graduates via social media.

Due to successful donor engagement and support, the Foundation was able to provide substantial financial support for the following NUI Galway projects:

Capital Projects

Mainstreaming Programme

Student Scholarships

Medical Research

Innovation Programmes

Other Programmatic

Student Sports Clubs & Societies

Research Lectureships

Financial Review

The results for the year are set out in the Statement of Financial Activities on page 12.

Incoming Resources

Total income for FY2018 was €3.49M (2017: €9.87M) which comprised of:

- Donor Income €2.4M (2017: €7.4M)
- Interest & Similar Income €1.43M (2017: €3.02M)
- Movement on Unrealised Investment Gain (€352K) (2017: (€595K))
- The Foundation received no income from State sources

Galway University Foundation Company Limited by Guarantee

DIRECTORS' REPORT

for the year ended 30 June 2018

Expenditure

Total expenditure in FY2018 was €27.88M (2017: €22.69M)

- 97% of expenditure (€27.03M (2017:€21.79)) related to Charitable Activities and comprised of the following:
- Transfers to NUI Galway projects €24.2M (2017: €19M)
- Transfers to Tusla Mainstreaming Programme €2.48M (2017: €2.18M)
- Operating expenses - Other Charitable activities €295K (2017: €518K)
- Beneficiaries of Charitable Expenditure included Capital Projects, Medical Research, Student Scholarships, Innovation Programmes and student supports at NUI Galway
- Other expenditure related to fundraising costs which totalled €846K (2017: €894K). Pay costs were approximately 62% of operating expenditure.

As has been the practice, the Foundation funds its operating expenses through the application of a discretionary levy (maximum 5%) on donor income received and also retains interest and investment income for operational purposes. It also makes grants to projects from surplus investment income. The application of the levy has no material effect on any donor funded projects as NUI Galway is responsible for the balance of funds required. In the financial period to 30 June 2018, the total amount levied on donor income was €5,618 (2017: €6,169).

The net expenditure for the year after providing for depreciation amounted to (€24,383,232) (2017 – (€12,814,656)).

At the end of the year, the group had fixed and current assets of €38,260,135 (2017 - €45,723,098) and liabilities of €23,057,583 (2017 - €6,123,684). Following transfers to projects, the net assets of the group have decreased by (€24,396,862).

Cashflow, Bank and Investment Balances

FY2018 review: Bank and investment balances are carefully monitored by the Foundation and are subject to the Foundation's Investment Policy. At 30 June 2018, the Foundation had bank balances of €5.71M (2017: €3.19M) and investment balances of €32.53M (2017: €42.51M).

Investment Policy: The Board of the Foundation adopted its current Investment Policy in June 2014. The Board monitors performance of investments and compliance with the Investment Policy via regular reporting to both the Board's Investment Committee and the Board itself.

Borrowings policy: The Foundation does not have any bank borrowings.

Restricted and Unrestricted Funds

FY2018 review: At 30 June 2018, the Foundation had total funds of €15.2M (2017: €39.6M). Restricted funds comprising of funds directed to specific NUI Galway projects totalled €10.41M (2017: €34.7M). Unrestricted Funds totalled €4.8M (2017: €4.85M) including operating funds.

In September 2017, the Board of the Foundation adopted the Charities Statement of Recommended Practice (SORP) format financial statements in line with evolving corporate governance.

Looking Forward

Plans and Challenges for FY2019

The Foundation will continue to work closely with a range of organisations and individuals to secure philanthropic funding for University priority projects. A number of specific initiatives are planned in order to strengthen the linkages between the University and its alumni and development functions. The Foundation will continue to actively manage any funds not yet advanced to the University in order to maximise investment returns whilst having due regard to capital protection and liquidity requirements. The Foundation is committed to full compliance with the Charities Act 2009.

Galway University Foundation Company Limited by Guarantee

DIRECTORS' REPORT

for the year ended 30 June 2018

Risks and Risk Management

Principal Risks and Uncertainties

The directors consider that the principal risks and uncertainties faced by the group are in the following categories:

Economic risk:

The risk of the current economic environment having an adverse impact on the ability of current and potential donors to contribute to the Foundation into the future.

Financial risks:

These include investment, liquidity and other financial risks. The group has budgetary and financial reporting procedures to manage these risks. The Board's audit and investment committees monitor compliance with these procedures on an ongoing basis. As the Foundation is funded through investment income, the board is managing the Foundation's funds in a conservative manner while monitoring all operating costs and procedures to ensure an appropriate cost/income ratio.

Fundraising risk:

Fundraising risk is the risk that the entity will lose the support of its principal or other funders. The group pro-actively manages its relationship with its key funders to ensure that it is protected and actively seek new funders on an ongoing basis.

Structure, Governance and Management

Legal Structure

Galway University Foundation Company Limited by Guarantee is a registered charity in Ireland. The entity is governed by its Constitution and is controlled by its Board of Directors. The Chief Executive Officer reports to the Board.

Best Practise Governance

In June 2016, the Foundation adopted The Governance Code which sets out principles of good governance for charitable organisations. The Foundation continues to monitor evolving corporate governance in the charitable sector. All operational expenditure is subject to an annual budget approved by the Board. Board approval is required for expenditure above stated limits.

In accordance with its Constitution, the Foundation is controlled by a Board of Directors who meet at least four times per annum. The Board has the power to appoint additional directors. The Board has a minimum of five members with no maximum limit on membership. Board members include the President of NUI Galway who is an ex-officio member. Other directors include graduates and friends of NUI Galway. The Board currently has two sub committees, namely the Investment Committee and the Audit Committee.

Internal controls

The Directors acknowledge their overall responsibility for the Foundation's system of internal control. This system includes financial controls, which enable the Board to meet its responsibilities for the integrity and accuracy of the Foundation's accounting records.

The Board acknowledges their wider responsibility to maintain, review and report on all internal controls including operational as well as financial.

Key elements of the internal control system include:

- Board approved policies and procedures are in place to govern processes relating to donations, income, expenditure, treasury, fixed assets and travel and subsistence;
- All policies and procedures are documented and communicated to staff;
- Organisational structure in place with defined roles, responsibilities and segregation of duties; and
- The Audit Committee reports to the Board on all aspects of controls and risks.

Galway University Foundation Company Limited by Guarantee

DIRECTORS' REPORT

for the year ended 30 June 2018

Directors and Secretary

The directors who served throughout the year, except as noted, were as follows:

Mark Moran (Board Chair)
Dr. James Browne (Resigned 5 January 2018)
Tom Costello (Resigned 31 March 2018)
Domhnal Slattery (Resigned 5 January 2018)
Dr. Brian Joyce
Dr. Finian O'Sullivan
Professor Pól Ó Dochartaigh
Dr Helen Ryan
Brendan Jennings
Margaret Sweeney
Professor Ciarán Ó hÓgartaigh (Appointed 22 March 2018)

The secretary who served throughout the year was Dónal Cahalane.

In accordance with the Articles of Association, the directors retire by rotation and, being eligible, offer themselves for re-election.

As a registered charity and in accordance with the Constitution, Directors are not entitled to any remuneration for their roles as Board members. The Foundation may incur, or reimburse Directors for, expenses such as travel and accommodation which arise in carrying out their roles in support of the Foundation's mission to support NUI Galway.

Taxation

Galway University Foundation CLG is a registered charity (CHY number 12894) and is exempt from Corporation tax.

Subsidiary Company

The group owns 100% of Galway University Foundation Inc, a company incorporated in the United States of America. Galway University Foundation, Inc is a not-for-profit organisation that seeks to provide support for the mission and objectives of NUI Galway.

Post Statement of Financial Position Events

There were no significant events affecting the group since the year end.

Auditors

The auditors, Mazars, (Chartered Accountants & Statutory Audit Firm) have indicated their willingness to continue in office in accordance with the provisions of section 383(2) of the Companies Act 2014.

Statement on relevant audit information

In the case of each of the persons who are directors at the time this report is approved in accordance with section 332 of Companies Act 2014:

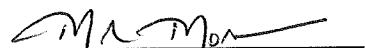
(a) so far as each director is aware, there is no relevant audit information of which the group's statutory auditors are unaware, and

(b) each director has taken all the steps that he or she ought to have taken as a director in order to make himself or herself aware of any relevant audit information and to establish that the group's statutory auditors are aware of that information.

Accounting Records

To ensure that adequate accounting records are kept in accordance with sections 281 to 285 of the Companies Act 2014, the directors have employed appropriately qualified accounting personnel and have maintained appropriate computerised accounting systems. The accounting records are located at the group's office at Gate Lodge, University Road, Galway.

Signed on behalf of the Board



Mark Moran (Board Chair)
Director

Date: 28/11/18



Brendan Jennings
Director

Date: 28/11/18

Galway University Foundation Company Limited by Guarantee

DIRECTORS' RESPONSIBILITIES STATEMENT

for the year ended 30 June 2018

The directors are responsible for preparing the Directors' Report and the financial statements in accordance with applicable Irish law and regulations.

Irish company law requires the directors to prepare financial statements for each financial year. Under the law the directors have elected to prepare the financial statements in accordance with the Companies Act 2014 and FRS 102 "The Financial Reporting Standard applicable in the UK and Republic of Ireland" issued by the Financial Reporting Council and promulgated by the Institute of Chartered Accountants in Ireland and Statement of Recommended Practice (Charities SORP (FRS 102)), issued by the Charity Commissioners for England and Wales and the Office of the Scottish Charities Regulator.

Under company law, the directors must not approve the financial statements unless they are satisfied that they give a true and fair view of the assets, liabilities and financial position of the group as at the financial year end date and of the surplus or deficit of the group for the financial year and otherwise comply with the Companies Act 2014.

In preparing these financial statements, the directors are required to:


- select suitable accounting policies for the group's financial statements and then apply them consistently;
- make judgements and accounting estimates that are reasonable and prudent;
- state whether the financial statements have been prepared in accordance with applicable accounting standards, identify those standards, and note the effect and the reasons for any material departure from those standards; and
- prepare the financial statements on the going concern basis unless it is inappropriate to presume that the group will continue in business.
- Directors are required to observe methods and principles in Charity SORP.

The directors are responsible for ensuring that the group keeps or causes to be kept adequate accounting records which correctly explain and record the transactions of the group, enable at any time the assets, liabilities, financial position and surplus or deficit of the group to be determined with reasonable accuracy and enable them to ensure that the financial statements and Directors' Report comply with the Companies Act 2014 and enable the financial statements to be readily and properly audited. They are also responsible for safeguarding the assets of the group and hence for taking reasonable steps for the prevention and detection of fraud and other irregularities.

Signed on behalf of the board


Mark Moran (Board Chair)
Director

Date: 28/11/18


Brendan Jennings
Director

Date: 28/11/18

INDEPENDENT AUDITOR'S REPORT

to the Members of Galway University Foundation Company Limited by Guarantee

Report on the audit of the financial statements

Opinion

We have audited the group and parent company financial statements of Galway University Foundation Company Limited by Guarantee ('the group') and its subsidiaries ('the group') for the year ended 30 June 2018 which comprise the Group Statement of Financial Activity, the Group Statement of Comprehensive Income, the Group Statement of Financial Position, the Company Statement of Financial Position, the Group Statement of Changes in Equity, the Group Statement of Cash Flows and the related notes to the financial statements, including a summary of significant accounting policies set out in note 2. The financial reporting framework that has been applied in their preparation is Irish Law and FRS 102 "The Financial Reporting Standard applicable in the UK and Republic of Ireland".

In our opinion the financial statements:

- give a true and fair view of the assets, liabilities and financial position of the group and parent company as at 30 June 2018 and of the group's deficit for the year then ended;
- have been properly prepared in accordance with FRS 102 "The Financial Reporting Standard applicable in the UK and Republic of Ireland"; and
- have been properly prepared in accordance with the requirements of the Companies Act 2014.

Basis for opinion

We conducted our audit in accordance with International Standards on Auditing (Ireland) (ISAs (Ireland)) and applicable law. Our responsibilities under those standards are further described in the Auditor's responsibilities for the audit of the financial statements section of our report. We are independent of the group in accordance with ethical requirements that are relevant to our audit of financial statements in Ireland, including the Ethical Standard for Auditors (Ireland) issued by the Irish Auditing and Accounting Supervisory Authority (IAASA), and we have fulfilled our other ethical responsibilities in accordance with these requirements. We believe that the audit evidence we have obtained is sufficient and appropriate to provide a basis for our opinion.

Conclusions relating to going concern

We have nothing to report in respect of the following matters in relation to which ISAs (Ireland) require us to report to you where:

- the directors' use of the going concern basis of accounting in the preparation of the financial statements is not appropriate; or
- the directors have not disclosed in the financial statements any identified material uncertainties that may cast significant doubt about the group's ability to continue to adopt the going concern basis of accounting for a period of at least twelve months from the date when the financial statements are authorised for issue.

Other Information

The directors are responsible for the other information. The other information comprises the information included in the annual report other than the financial statements and our Auditor's Report thereon. Our opinion on the financial statements does not cover the other information and, except to the extent otherwise explicitly stated in our report, we do not express any form of assurance conclusion thereon.

In connection with our audit of the financial statements, our responsibility is to read the other information and, in doing so, consider whether the other information is materially inconsistent with the financial statements or our knowledge obtained in the audit, or otherwise appears to be materially misstated. If we identify such material inconsistencies or apparent material misstatements, we are required to determine whether there is a material misstatement in the financial statements or a material misstatement of the other information. If, based on the work we have performed, we conclude that there is a material misstatement of this other information, we are required to report that fact. We have nothing to report in this regard.

Opinions on other matters prescribed by the Companies Act 2014

Based solely on the work undertaken in the course of the audit, we report that:

- in our opinion, the information given in the Directors' Report for the financial year for which the financial statements are prepared is consistent with the financial statements; and
- in our opinion, the Directors' Report has been prepared in accordance with the Companies Act 2014.

We have obtained all the information and explanations which we consider necessary for the purposes of our audit.

In our opinion the accounting records of the group were sufficient to permit the financial statements to be readily and properly audited. The financial statements are in agreement with the accounting records.

INDEPENDENT AUDITOR'S REPORT

to the Members of Galway University Foundation Company Limited by Guarantee

Matters on which we are required to report by exception

Based on the knowledge and understanding of the group and the parent company and its environment obtained in the course of the audit, we have not identified any material misstatements in the Directors' Report. The Companies Act 2014 requires us to report to you if, in our opinion, the disclosures of directors' remuneration and transactions required by sections 305 to 312 of the Act are not made. We have nothing to report in this regard.

Respective responsibilities

Responsibilities of directors for the financial statements

As explained more fully in the Directors' Responsibilities Statement, the directors are responsible for the preparation of the financial statements and for being satisfied that they give a true and fair view, and for such internal control as they determine is necessary to enable the preparation of financial statements that are free from material misstatement, whether due to fraud or error.

In preparing the financial statements, the directors are responsible for assessing the group's ability to continue as a going concern, disclosing, as applicable, matters related to the going concern and using the going concern basis of accounting unless management either intends to liquidate the group or to cease operation, or has no realistic alternative but to do so.

Auditor's responsibilities for the audit of the financial statements

Our objectives are to obtain reasonable assurance about whether the financial statements as a whole are free from material misstatement, whether due to fraud or error, and to issue an Auditor's Report that includes our opinion. Reasonable assurance is a high level of assurance, but is not a guarantee that an audit conducted in accordance with ISAs (Ireland) will always detect a material misstatement when it exists. Misstatements can arise from fraud or error and are considered material if, individually or in aggregate, they could reasonably be expected to influence the economic decisions of users taken on the basis of these financial statements.

A further description of our responsibilities for the audit of the financial statements is located on the IAASA's website at: <[www.iaasa.ie/getmedia/b2389013-1cf6-458b-9b8f-a98202dc9c3a/Description of auditors responsibilities for audit.pdf](http://www.iaasa.ie/getmedia/b2389013-1cf6-458b-9b8f-a98202dc9c3a/Description_of_auditors_responsibilities_for_audit.pdf)> The description forms part of our Auditor's Report.

The purpose of our audit work and to whom we owe our responsibilities

Our report is made solely to the group's members, as a body, in accordance with section 391 of the Companies Act 2014. Our audit work has been undertaken so that we might state to the group's members those matters we are required to state to them in an Auditor's Report and for no other purpose. To the fullest extent permitted by law, we do not accept or assume any responsibility to anyone other than the group and the group's members, as a body, for our audit work, for this report, or for the opinions we have formed.



Austin Sammon

for and on behalf of

MAZARS

Chartered Accountants & Statutory Audit Firm

Mayoralty House,

Flood Street,

Galway

Date: 30 October 2018

Galway University Foundation Company Limited by Guarantee CONSOLIDATED STATEMENT OF FINANCIAL ACTIVITY

for the year ended 30 June 2018

	Notes	Restricted Funds	Unrestricted Funds	Designated Funds	Total Funds 2018	Total 2017
						€
Income from:						
Donations and legacies	4	2,356,013	58,890	857	2,415,760	7,442,081
Interest and similar income	5	24,023	-	1,407,510	1,431,533	3,027,216
Loss on investments at fair value	6	-	-	(351,869)	(351,869)	(595,221)
Total		2,380,036	58,890	1,056,498	3,495,424	9,874,076
Expenditure on:						
Raising funds	7	-	-	(845,866)	(845,866)	(894,360)
Charitable activities	8	(26,682,799)	(55,084)	(294,907)	(27,032,790)	(21,794,372)
Total		(26,682,799)	(55,084)	(1,140,773)	(27,878,656)	(22,688,732)
Net expenditure		(24,302,763)	3,806	(84,275)	(24,383,232)	(12,814,656)
Transfer between funds		(16,291)	(2,506)	18,797	-	-
Net movement in funds		(24,319,054)	1,300	(65,478)	(24,383,232)	(12,814,656)
Other recognised gains/(losses)						
Foreign exchange movement on net investments		(13,601)	-	(29)	(13,630)	(17,533)
		(24,332,655)	1,300	(65,507)	(24,396,862)	(12,832,188)
Total funds at 1 July 2017		34,745,727	65,181	4,788,506	39,599,414	52,431,603
Total funds at 30 June 2018		10,413,072	66,481	4,722,999	15,202,552	39,599,414

There were no recognised gains and losses in the current or prior year other than those included in the Statement of Financial Activities.
All incoming resources and resources expended derive from continuing activities.

Approved by the Board on 30/10/18 and signed on its behalf by:


Mark Moran (Board Chair)


Brendan Jennings

Galway University Foundation Company Limited by Guarantee

CONSOLIDATED STATEMENT OF FINANCIAL POSITION

as at 30 June 2018

	Notes	2018 €	2017 €
Non-Current Assets			
Intangible assets	13	6,375	-
Tangible Assets	14	1,835	4,003
Financial assets	15	32,529,221	32,355,390
		<u>32,537,431</u>	<u>32,359,393</u>
Current Assets			
Debtors	16	9,337	12,637
Investments	17	-	10,154,835
Cash and cash equivalents		5,713,367	3,196,233
		<u>5,722,704</u>	<u>13,363,705</u>
Creditors: Amounts falling due within one year	18	<u>(16,357,583)</u>	<u>(6,123,684)</u>
Net Current (Liabilities)/Assets		<u>(10,634,879)</u>	<u>7,240,021</u>
Creditors:			
Amounts falling due after more than one year	19	<u>(6,700,000)</u>	<u>-</u>
Net Assets		<u>15,202,552</u>	<u>39,599,414</u>
Funds			
Restricted Funds	23	10,413,072	34,745,727
Unrestricted Funds	22	66,481	65,181
Designated Funds	22	4,722,999	4,788,506
Total Funds		<u>15,202,552</u>	<u>39,599,414</u>

Approved by the board on 30/10/18 and signed on its behalf by:


 Mark Moran (Board Chair)
 Director


 Brendan Jennings
 Director

Galway University Foundation Company Limited by Guarantee

COMPANY STATEMENT OF FINANCIAL POSITION


as at 30 June 2018


	Notes	2018 €	2017 €
Non-Current Assets			
Intangible assets	13	6,375	-
Tangible assets	14	1,835	4,003
Financial assets	15	32,539,744	32,366,811
		<u>32,547,954</u>	<u>32,370,814</u>
Current Assets			
Debtors	16	760	12,637
Investments	17	-	10,154,835
Cash and cash equivalents		4,928,331	2,624,643
		<u>4,929,091</u>	<u>12,792,115</u>
Creditors: Amounts falling due within one year	18	(16,263,084)	(6,187,670)
Net Current (Liabilities)/Assets		<u>(11,333,993)</u>	<u>6,604,445</u>
Creditors:			
Amounts falling due after more than one year	19	(6,700,000)	-
Net Assets		<u>14,513,961</u>	<u>38,975,259</u>
Funds			
Restricted Funds	23	9,704,909	34,101,103
Unrestricted Funds	22	88,431	87,131
Designated Funds	22	4,720,621	4,787,025
Total Funds		<u>14,513,961</u>	<u>38,975,259</u>

RESULTS OF THE COMPANY FOR THE YEAR

The net expenditure for the year of the parent company after providing for depreciation amounted to (€24,461,298) (2017- (€12,832,878)). Further details of the results for the year is include in Note 11.

Approved by the board on 30/10/18 and signed on its behalf by:


 Mark Moran (Board Chair)
 Director


 Brendan Jennings
 Director

Galway University Foundation Company Limited by Guarantee

CONSOLIDATED STATEMENT OF CHANGES IN EQUITY

as at 30 June 2018

	Restricted Funds	Unrestricted Funds	Designated Funds	Total
	€	€	€	€
Balance at 30 June 2016	49,329,640	62,529	3,039,435	52,431,604
Net surplus/(deficit) for the year	(14,566,421)	2,652	2,344,333	(12,219,436)
Foreign Currency difference on translation of subsidiary	(17,492)	-	(41)	(17,533)
Fair value movement	-	-	(595,221)	(595,221)
Balance at 30 June 2017	34,745,727	65,181	4,788,506	39,599,414
Net surplus/(deficit) for the year	(24,319,054)	1,300	286,391	(24,031,363)
Foreign Currency difference on translation of subsidiary	(13,601)	-	(29)	(13,630)
Fair value movement	-	-	(351,869)	(351,869)
Balance at 30 June 2018	10,413,072	66,481	4,722,999	15,202,552

COMPANY STATEMENT OF CHANGES IN EQUITY

for the year ended 30 June 2018

	Restricted Funds	Unrestricted Funds	Designated Funds	Total
	€	€	€	€
Balance at 30 June 2016	48,685,710	84,479	3,037,948	51,808,137
Net surplus/(deficit) for the year	(14,584,607)	2,652	2,347,228	(12,234,727)
Fair value movement	-	-	(598,151)	(598,151)
Balance at 30 June 2017	34,101,103	87,131	4,787,025	38,975,259
Net surplus/(deficit) for the year	(24,396,194)	1,300	286,441	(24,108,453)
Fair value movement	-	-	(352,845)	(352,845)
Balance at 30 June 2018	9,704,909	88,431	4,720,621	14,513,961

Galway University Foundation Company Limited by Guarantee
CONSOLIDATED STATEMENT OF CASH FLOWS
for the year ended 30 June 2018

	Note	2018 €	2017 €
Cash flows from charitable activities			
Net expenditure for the year		(24,383,232)	(12,814,656)
<i>Adjustments for:</i>			
Investment Income		(1,180,715)	(2,749,402)
Fair value gains and losses		351,869	596,455
Interest received and similar income		(250,819)	(277,814)
Depreciation		2,168	3,520
Foreign Exchange differences		(13,630)	(17,532)
		<u>(25,474,359)</u>	<u>(15,259,429)</u>
<i>Movements in working capital:</i>			
Movement in Debtors		3,298	72,357
Movement in Creditors		16,933,899	5,869,964
		<u>(8,537,162)</u>	<u>(9,317,108)</u>
 Cash used in charitable operations		 <u>(8,537,162)</u>	 <u>(9,317,108)</u>
 Cash flow from investing activities			
Payments to acquire tangible fixed assets		-	(2,751)
Payments to acquire intangible fixed assets		(6,375)	-
Payments to acquire investments		(1,342,198)	(2,757,792)
Receipts from sale of investments		816,420	3,182,993
Realisation of short term investments		10,154,915	2,848,337
Interest and similar income received		250,819	277,814
Income received on investments		<u>1,180,715</u>	<u>2,749,402</u>
 Net cash flow from investing activities		 <u>11,054,296</u>	 <u>6,298,003</u>
 Net increase/(decrease) in cash and cash equivalents		 2,517,134	 (3,019,105)
 Cash and cash equivalents at 1 July 2017		 3,196,233	 6,215,338
 Cash and cash equivalents at 30 June 2018	28	 <u>5,713,367</u>	 <u>3,196,233</u>

Galway University Foundation Company Limited by Guarantee

NOTES TO THE FINANCIAL STATEMENTS

for the year ended 30 June 2018

1. GENERAL INFORMATION

Galway University Foundation Company Limited by Guarantee (Galway University Foundation CLG) is a company limited by guarantee and does not have a share capital. The company was incorporated in the Republic of Ireland and is a registered charity (CRA 20038823). The address of the registered office is Gate Lodge, University Road, Galway. The principal activity for which the group is established is engaging in fundraising activities for the purposes of the furtherance of education and research carried out by the National University of Ireland, Galway, in its pursuit of education, teaching and research.

The consolidated financial statements comprising the Consolidated Statement of Financial Activity, the Consolidated Statement of Financial Position, the Company Statement of Financial Position, the Consolidated Statement of Changes in Equity, the Company Statement of Changes in Equity, the Consolidated Statement of Cash Flows and the related notes constitute the individual financial statements of Galway University Foundation CLG for the financial year ended 30 June 2018.

The financial statements have been presented in Euro (€) which is also the functional currency of the company and rounded to the nearest Euro.

In order to provide information relevant to understanding the stewardship of the directors and the performance and financial position of the charity, Galway University Foundation CLG has prepared its financial statements in accordance with the formats provided for in the Charities SORP.

As permitted by section 291(3)(4) of the Companies Act 2014, the Group has varied the standard formats specified in that Act for the Statement of Financial Activities, the Statement of Financial Position and the Statement of Cash Flows. Departures from the standard formats, as outlined in the Companies Act 2014, are to comply with the requirements of the Charities SORP and are in compliance with Sections 4.7, 10.6 and 15.2 of the Charities SORP. The Company has taken advantage of the exemption available to it under section 304 of the Companies Act 2014, which permits a company that publishes its company and group financial statements together not to present its own statement of financial activities and related notes.

2. ACCOUNTING POLICIES

The following accounting policies have been applied consistently in dealing with items which are considered material in relation to the group's financial statements.

Statement of compliance

The financial statements of the group for the year ended 30 June 2018 have been prepared on the going concern basis and in accordance with FRS 102 "The Financial Reporting Standard applicable in the UK and Republic of Ireland" (FRS 102). The financial statements have also been prepared in accordance with the Statement of Recommended Practice (SORP) (FRS 102) "Accounting and Reporting by Charities".

Basis of preparation

The financial statements have been prepared on the going concern basis and in accordance with the historical cost convention except for certain financial instruments that are measured at revalued amounts or fair values, as explained in the accounting policies below. Historical cost is generally based on the fair value of the consideration given in exchange for assets. The financial reporting framework that has been applied in their preparation is the Companies Act 2014 and FRS 102 "The Financial Reporting Standard applicable in the UK and Republic of Ireland" issued by the Financial Reporting Council and promulgated by the Institute of Chartered Accountants in Ireland and the Statement of Recommended Practice (Charities SORP (FRS102)) as published by the Charity Commission for England and Wales and the Office of the Scottish Regulator which is recognised by the UK Accounting Standards Board (ASB) as the appropriate body to issue SORPs for the charity sector in the UK. Financial reporting in line with SORP is considered best practice for charities in Ireland. As noted above, the directors consider that the adoption of the SORP requirements is the most appropriate accounting to properly reflect and disclose the activities of the organisation.

Galway University Foundation Company Limited by Guarantee

NOTES TO THE CONSOLIDATED FINANCIAL STATEMENTS

for the year ended 30 June 2018

continued

Income

All income is included in the Statement of Financial Activities when the group is entitled to the income, the amount can be measured with reasonable accuracy and receipt is probable. The following specific policies are applied to particular categories of income:

Fundraising Income: Fundraising income is credited to the Statement of Financial Activities in the year in which it is receivable by the group.

Donations and legacies: Voluntary income including donations, gifts and legacies are recognised where there is entitlement, receipt is probable, and the amount can be measured with sufficient reliability. Such income is only deferred when the donor specifies that the grant or donation must only be used in future accounting periods or the donors have imposed conditions which must be met before the charity has unconditional entitlement.

Investment Income: Income earned on funds held on deposit or in short-term or long-term funds is treated as income and is credited when earned.

Expenditure

Expenditure is recognised on an accruals basis as a liability is incurred and is recorded as part of the expenditure to which it relates. Cost of raising funds comprises the costs associated with attracting voluntary income.

Expenditure on charitable activities is those costs incurred by the charity in the delivery of its services for its beneficiaries. It includes both costs that can be allocated directly to such activities and those costs of an indirect nature necessary to support them, including alumni activities.

Governance costs include those costs associated with meeting the constitutional and statutory requirements of the charity. Where costs cannot be directly attributed, they have been allocated in proportion to estimated benefits received.

Support costs arise from those functions that assist the work of the charity but do not directly undertake charitable activities. Support costs include finance, ICT, administration, legal and compliance fees. Costs are charged to each service and activity in proportion to expenditure, which is considered to reflect estimated benefits received. Costs are not allocated to designated or capital funds.

Financial Instruments

Financial assets - initial recognition:

Investments are recognised initially at fair value which is normally the transaction price excluding transaction costs.

Investments in the share capital of group companies are treated as non-monetary investments and are shown at cost less provision for permanent impairment, if required.

Cash and cash equivalents are included in the statement of financial position at cost. Cash and cash equivalents comprise cash at bank and in hand and short term deposits with a maturity up to three months.

Subscriptions made to the Seed and Early Stage Equity Funds and MedTech Accelerator Fund 1 are expensed as incurred as these subscriptions are viewed as being contributions to the innovative business community, in support of NUI Galway's strategy in this area. Returns earned from these funds will be recognised as income if and when received.

At the end of the reporting period, if the fair value can be measured reliably, the investments are measured at fair value through the Statement of Financial Activity.

Income from fixed assets, together with any related tax credit, is recognised in the Statement of Financial Activity in the year in which it is receivable.

Galway University Foundation Company Limited by Guarantee

NOTES TO THE CONSOLIDATED FINANCIAL STATEMENTS

for the year ended 30 June 2018

continued

Provisions

A provision is recognised in the statement of financial position when the group has a present obligation (either legal or constructive) as a result of a past event, and it is probable that a transfer of economic benefits will be required to settle the obligation. Provisions are measured at the directors best estimate of the expenditure required to settle the obligation at the statement of financial position date and are discounted to present value where the effect is material.

A contingent liability is not recognised but is disclosed where the existence of the obligation will only be confirmed by future events or where it is not probable that an outflow of resources will be required to settle the obligation or where the amount of the obligation cannot be measured with reasonable reliability.

Related Party Transactions

Related party transactions are disclosed in accordance with FRS 102 section 33 - Related Party Disclosures.

Tangible Fixed Assets and depreciation

Tangible Fixed Assets are stated at cost, less accumulated depreciation. The charge to depreciation is calculated to write off the original cost of equipment, less their estimated residual value, over their expected useful lives as follows:

Office Equipment	- 33.33% Straight Line
------------------	------------------------

The carrying values of tangible assets are reviewed annually for impairment in periods if events or changes in circumstances indicate the carrying value may not be recoverable.

Intangible Assets

Intangible Assets are valued at cost less accumulated amortisation. At each reporting date the directors consider the impairment of the software costs, any impairment charge is recognised in the Statement of Financial Activity

Financial assets

Investments held as non-current assets are stated at cost less provision for any permanent diminution in value. Income from other investments together with any related withholding tax is recognised in the income and expenditure account in the year in which it is receivable.

Current asset investments are stated at the lower of cost and net realisable value.

Trade and other debtors

Trade and other debtors are initially recognised at fair value and thereafter stated at amortised cost using the effective interest method less impairment losses for bad and doubtful debts except where the effect of discounting would be immaterial. In such cases the receivables are stated at cost less impairment losses for bad and doubtful debts.

Cash and cash equivalents

Cash and cash equivalents comprise cash at bank and in hand, demand deposits with banks and other short-term highly liquid investments with original maturities of three months or less and bank overdrafts. In the Statement of Financial Position bank overdrafts are shown within Creditors.

Trade and other creditors

Trade and other creditors are initially recognised at fair value and thereafter stated at amortised cost using the effective interest rate method, unless the effect of discounting would be immaterial, in which case they are stated at cost.

The Foundation and University have an agreed policy in respect of the drawdown of funds by the University. Following the receipt of an authorised drawdown request from the University, the requested amount is transferred from Designated Funds to Creditors

Employee benefits

The group operates a defined contribution pension scheme. The assets of the scheme are held separately from those of the group in an independently administered fund.

Taxation

Galway University Foundation CLG is a registered charity (CHY number 12894) and is exempt from Corporation tax.

Galway University Foundation Company Limited by Guarantee

NOTES TO THE CONSOLIDATED FINANCIAL STATEMENTS

for the year ended 30 June 2018

continued

Foreign currencies

Foreign currency transactions are initially recognised by applying to the foreign currency amount the spot exchange rate between the functional currency and the foreign currency at the date of the transaction.

Monetary assets and liabilities denominated in a foreign currency at the Statement of Financial Position date are translated using the closing rate. The resulting exchange differences are dealt with in the Statement of Financial Activity.

Short Term Benefits

Short term benefits, including holiday pay and other similar non-monetary benefits, are recognised as an expense in the period in which the service contract is received. A provision is made for the estimated liability for annual leave as a result of services rendered by employees up to the end of the financial year.

Charity's funds

Restricted Funds: Restricted funds are funds received which can only be used for particular purposes specified by the donors and are binding on the group. Such purposes are within the overall aims of the group.

Unrestricted Funds: Unrestricted funds are those which are expendable at the discretion of the group in furtherance of any of the objects of the charity. If part of an unrestricted fund is earmarked for a particular project, it may be designated as a separate fund, but the designation has an administrative purpose only, and does not legally restrict the group's discretion to apply the fund.

Designated Funds: Designated funds consist primarily of funds which have been allocated towards the funding of the group's operating activities and may be utilised at the discretion of the Board for that purpose.

Basis of consolidation

The consolidated financial statements include the financial statements of the holding company and all its subsidiary companies made up to 30 June 2018.

3. SIGNIFICANT ACCOUNTING JUDGEMENTS AND KEY SOURCES OF ESTIMATION UNCERTAINTY

Management is required to make judgements, estimates and assumptions about the carrying values of assets and liabilities that are not readily apparent from other sources. The estimates and underlying assumptions are based in historical experience and other factors that are considered to be relevant. Actual results may differ from these estimates.

The estimates and underlying assumptions are reviewed on an ongoing basis. Revisions to accounting estimates are recognised in the period in which the estimate is revised if the revision affects that period, or in the period of the revision and future periods if the revision affects both current and future periods.

The key sources of estimation uncertainty that have a significant effect on the amounts recognised in the financial statements relates to the stating of financial assets at market value, which is based on independent valuations obtained.

The directors consider that apart from the accounting policies above, there are no other accounting estimates and assumptions which are required to be disclosed.

Galway University Foundation Company Limited by Guarantee
NOTES TO THE FINANCIAL STATEMENTS
for the year ended 30 June 2018

4. DONATIONS AND LEGACIES

	Total 2018	Restricted Funds	Unrestricted Funds	Designated Funds	Total 2017
	€	€	€	€	€
Donations and legacies	2,415,760	7,380,347	60,792	942	7,442,081
	<u>2,415,760</u>	<u>7,380,347</u>	<u>60,792</u>	<u>942</u>	<u>7,442,081</u>

The income for the year all of which relates to donations, has been derived from:

	2018	2017
	€	€
Ireland	1,632,734	6,454,397
Australia	12,948	91,324
Canada	9,653	-
United Kingdom	58,210	99,046
United States	699,155	794,154
Rest of World	3,060	3,160
	<u>2,415,760</u>	<u>7,442,081</u>

Income attributable to geographical markets outside the Republic of Ireland amounted to 32% for the year. Income from Irish domiciled donors is included in the Ireland figures above.

Galway University Foundation Company Limited by Guarantee

NOTES TO THE FINANCIAL STATEMENTS

for the year ended 30 June 2018

5. INTEREST AND SIMILAR INCOME

	2018 €	2017 €
Bank Interest	10,818	37,814
Other Income	240,000	240,000
Investment Income	1,180,715	2,749,402
	<u>1,431,533</u>	<u>3,027,216</u>

These balances have been classified as;

Restricted funds	24,023	164,089
Unrestricted funds	-	-
Designated funds	1,407,510	2,863,127
	<u>1,431,533</u>	<u>3,027,216</u>

6. LOSS ON INVESTMENTS AT FAIR VALUE

	2018 €	2017 €
(Loss)/Gain on investments at fair value through the Statement of Financial Activity	<u>(351,869)</u>	<u>(595,221)</u>

7. COST OF RAISING FUNDS

	2018 €	2017 €
Direct Staff Costs	367,204	414,250
Other Costs	212,757	261,848
Support Costs	265,905	218,262
	<u>845,866</u>	<u>894,360</u>

8. EXPENDITURE ON CHARITABLE ACTIVITIES

		2018 €	2017 €
Restricted funds:	Transfers to NUI Galway projects	24,200,180	19,035,223
	Transfers to TUSLA Mainstreaming Programme	2,482,619	2,185,301
		<u>26,682,799</u>	<u>21,220,524</u>
Unrestricted funds:	Transfers to NUI Galway projects	55,084	55,536
Designated funds:	Operating Expenses	294,907	518,312
		<u>27,032,790</u>	<u>21,794,372</u>

Galway University Foundation Company Limited by Guarantee

9. SUPPORT COSTS AND ALLOCATION OF EXPENDITURE

(a) Support Costs

Support costs include Finance, Governance and Administration which are allocated across Charitable Activities and Fundraising on the basis of headcount. Costs are not allocated to designated or restricted funds.

(b) Allocation of expenditure

	Charitable Activities	Cost of Raising Funds	Total
	€	€	€
Direct Expenditure	26,948,107	579,961	27,528,068
Governance	42,050	79,301	121,351
Finance	38,497	176,762	215,259
Information Technology	1,376	2,752	4,128
Other	2,760	7,090	9,850
Total Resources Expended	27,032,790	845,866	27,878,656

(c) Governance costs

	2018 €	2017 €
External Audit	11,439	5,000
Board Expenses	20,777	48,962
Annual Report	17,285	14,428
Legal and compliance fees	71,850	31,100
	121,351	99,490

Members of the Board do not receive remuneration for their services as Directors. Board Expenses include expenses related to the performance of Directors' roles in the furtherance of the Foundation's mission to support NUI Galway which are incurred by the Foundation or reimbursed to Directors.

10. NET EXPENDITURE

	2018 €	2017 €
Net expenditure is stated after charging/ (crediting):		
Depreciation of tangible assets	2,168	3,520
Auditors' remuneration – for external audit services	11,439	5,000
Auditors' remuneration – other non-audit services	21,357	29,756

11. DEFICIT ATTRIBUTABLE TO MEMBERS OF THE PARENT COMPANY

In accordance with section 304 of the Companies Act 2014 a separate Statement of Financial Activity for the company has not been presented in these financial statements. The net expenditure for the year of the parent company after providing for depreciation amounted to (€24,461,298) (2017- (€12,832,878))

Galway University Foundation Company Limited by Guarantee

12. EMPLOYEES AND STAFF COSTS

(a) Number of employees

The average number of persons employed (including executive directors) during the year was as follows:

	2018 Number	2017 Number
Management and administration	8	9
Employees by category:		
Management & Fundraising:	2	2
Fundraising:	3	3
Charitable Activities:	2	3
Administration:	1	1

(b) The staff costs comprise:

	2018 €	2017 €
Wages and salaries	587,272	661,592
Social welfare costs	46,043	53,747
Pension costs	47,160	96,383
	680,475	811,722

In addition to the above expenses, a total of 41 persons were employed on a temporary basis at a cost of €22,269. In 2017, a total of 42 persons were employed on a temporary basis at a cost of €26,348.

(c) Senior staff remuneration

	2018 Number	2017 Number
The number of staff earning salaries (excluding the benefits and pension costs outlined below) over €60,000 is:		
Band: €60,000 - €69,999	2	2
Band: €80,000 - €89,999	-	1
Band: €90,000 - €99,999	1	1
Band: €180,000 - €189,999	1	1

The Chief Executive's salary is subject to contract which has been approved by the Board. All staff, who are required to travel as part of their roles, may claim vouched expenses or subsistence allowances and mileage allowances in line with Revenue approved rates. The Foundation does not operate a health insurance scheme for employees. All remuneration amounts are reported to Revenue and are fully taxable.

(d) Key management remuneration

The directors and key management have the authority and responsibility for planning, directing and controlling the activities of the group. They are considered to be the key personnel. The directors do not receive any remuneration. The total remuneration in respect of key management was €297,474 (2017: €339,537).

(e) Pension Costs

All Foundation staff are eligible to join the Foundation's defined contribution scheme or a personal retirement savings account (PRSA) scheme of their choice. The cost of employer contributions in FY2018 was €47,160 (2017: €96,383).

Galway University Foundation Company Limited by Guarantee

13. INTANGIBLE FIXED ASSETS Group and Company

	Software €	Total €
Cost		
At 1 July 2017	11,610	11,610
Additions	6,375	6,375
	<u>17,985</u>	<u>17,985</u>
At 30 June 2018		
Provision for diminution in value:		
At 1 July 2017	11,610	11,610
	<u>11,610</u>	<u>11,610</u>
At 30 June 2018		
Net book value		
At 30 June 2018	<u>6,375</u>	<u>6,375</u>
At 30 June 2017	<u>-</u>	<u>-</u>

14. TANGIBLE ASSETS Group and Company

	Office Equipment €	Total €
Cost		
At 1 July 2017	48,994	48,994
Disposals	(2,535)	(2,535)
	<u>46,459</u>	<u>46,459</u>
At 30 June 2018		
Depreciation		
At 1 July 2017	44,991	44,991
Charge for the year	2,168	2,168
On disposals	(2,535)	(2,535)
	<u>44,624</u>	<u>44,624</u>
At 30 June 2018		
Net book value		
At 30 June 2018	<u>1,835</u>	<u>1,835</u>
At 30 June 2017	<u>4,003</u>	<u>4,003</u>

Galway University Foundation Company Limited by Guarantee

15. FINANCIAL ASSETS Group

	Listed investments	Total
	€	€
Investments		
Cost		
At 1 July 2017	30,576,732	30,576,732
Additions	1,342,006	1,342,006
Disposals	(816,420)	(816,420)
At 30 June 2018	31,102,318	31,102,318
Fair Value Movement:		
At 1 July 2017	1,778,658	1,778,658
Movement for the year	(351,755)	(351,755)
At 30 June 2018	1,426,903	1,426,903
Net book value		
At 30 June 2018	<u>32,529,221</u>	<u>32,529,221</u>
At 30 June 2017	<u>32,355,390</u>	<u>32,355,390</u>

Company

	Subsidiary Undertakings shares	Other investments	Total
	€	€	€
Investments			
Cost			
At 1 July 2017	21,948	30,560,776	30,582,724
Additions	-	1,342,198	1,342,198
Disposals	-	(816,420)	(816,420)
At 30 June 2018	21,948	31,086,554	31,108,502
Fair Value Movement:			
At 1 July 2017	-	1,784,087	1,784,087
Movement for the year	-	(352,845)	(352,845)
At 30 June 2018	-	1,431,242	1,431,242
Net book value			
At 30 June 2018	<u>21,948</u>	<u>32,517,796</u>	<u>32,539,744</u>
At 30 June 2017	<u>21,948</u>	<u>32,344,863</u>	<u>32,366,811</u>

The listed investments are measured at market value with gains or losses recognised in the Statement of Financial Activity. The market value of the above listed investments is consistent with the above net book value at the year end. In the opinion of the directors, the group's listed investments are worth at least the amount at which they are stated in the Statement of Financial Position.

The group own 100% of Galway University Foundation Inc. a company incorporated in the United States of America. Galway University Foundation Inc. is a not-for-profit organisation that provides support for various aspects of the National University of Ireland, Galway. At the end of the year, the aggregate capital and funds of the company amounted to US\$828,348 (2017: US\$737,334) and surplus for the year amounted to US\$91,015 (2017: US\$20,795).

Unlisted investments are carried at cost less impairment because their fair value cannot be measured reliably.

In the opinion of the directors, the shares of the group's unlisted investments are worth at least the amount at which they are stated in the Statement of Financial Position

Galway University Foundation Company Limited by Guarantee

16. DEBTORS	2018 €	2017 €
Group		
Other debtors	760	34
Prepayments and accrued income	8,577	12,603
	<u>9,337</u>	<u>12,637</u>

All debtors are due within one year. All transactions were conducted under the group's normal terms, which is thirty days.

	2018 €	2017 €
Company		
Other debtors	760	34
Prepayments and accrued income	-	12,603
	<u>760</u>	<u>12,637</u>

All debtors are due within one year. All transactions were conducted under the company's normal terms, which is thirty days.

17. CURRENT ASSET INVESTMENTS	2018 €	2017 €
Group and Company		
Other unlisted investments	-	10,154,835
	<u>-</u>	<u>10,154,835</u>

The current asset investments relate to deposit accounts which have original maturities of greater than 3 months. Of these all investments mature within one year from the year end date. The current asset investments are measured at cost with gains and of losses recognised in the Statement of Financial Activity.

18. CREDITORS	2018 €	2017 €
Amounts falling due within one year		
Group		
Trade creditors	16,235,518	6,023,293
Taxation (Note 20)	17,109	19,720
Other creditors	11,792	9,142
Accruals	93,164	71,529
	<u>16,357,583</u>	<u>6,123,684</u>

Galway University Foundation Company Limited by Guarantee

CREDITORS (cont'd)	2018	2017
Amounts falling due within one year	€	€
Company		
Trade creditors	16,096,415	6,022,435
Amounts owed to group companies	56,613	77,112
Taxation (Note 20)	17,109	19,720
Other creditors	11,792	9,142
Accruals	81,155	59,261
	<u>16,263,084</u>	<u>6,187,670</u>

The repayment terms of trade creditors vary as required by creditors. This balance includes amounts payable to NUI Galway (€16,157,403, see Note 24 below). No interest is payable on trade creditors.

Tax and social insurance are subject to the terms of the relevant legislation. No interest was due at the financial year end date.

Other amounts included within creditors not covered by specific note disclosures are unsecured, interest free and repayable on demand.

19. CREDITORS	2018	2017
Group and Company	€	€
Amounts falling due after more than one year		
	6,700,000	-
Trade creditors: between one and five years	<u>6,700,000</u>	<u>-</u>

The repayment terms of trade creditors vary as required by creditors. This balance relates to amounts payable to NUI Galway (see Note 24 below). No interest is payable on trade creditors.

20. TAXATION	2018	2017
Group and Company	€	€
Creditors:		
PAYE/PRSI	<u>17,109</u>	<u>19,720</u>

21. STATUS

The liability of the members is limited.

Every member of the company undertakes to contribute to the assets of the company in the event of its being wound up while they are members or within one year thereafter for the payment of the debts and liabilities of the company contracted before they ceased to be members and the costs, charges and expenses of winding up and for the adjustment of the rights of the contributors among themselves such amount as may be required, not exceeding €2.

22. FUNDS

The designated fund relates to the funding of the group's operating activities.

The unrestricted fund consists of donor funds which may be applied to University related projects at the discretion of the directors.

Following adoption of Charities SORP we reviewed the classification of certain fund balances and this resulted in the reclassification of a balance amounting to €4,267,055 from opening restricted funds to opening designated funds.

Galway University Foundation Company Limited by Guarantee

23. RESTRICTED FUNDS

The funds of the charity includes the following restricted funds which have been set aside by the trustees for specific purposes in accordance with donors wishes:

Group	2018 €	2017 €
Restricted funds at beginning of the year	34,745,727	49,329,640
Transfer to/(from) statement of financial activity	(24,319,054)	(14,566,421)
Foreign currency translation	(13,601)	(17,492)
	<u>10,413,072</u>	<u>34,745,727</u>
Company	2018 €	2017 €
Restricted funds at beginning of the year	34,101,103	48,685,710
Restricted funds utilised	(24,396,194)	(14,584,607)
	<u>9,704,909</u>	<u>34,101,103</u>

The Foundation and University have an agreed policy in respect of the drawdown of funds by the University. Following the receipt of an authorised drawdown request from the University, the requested amount is transferred from Restricted Funds to Creditors.

24. RELATED PARTY TRANSACTIONS

Included in income for the year is an amount of €136,745 (2017: €203,040) received in the form of donations from board members or companies associated with board members.

NUI Galway: The Foundation is engaged in fund raising activities in support of National University of Ireland, Galway. Galway University Foundation CLG is an independent body which is not controlled by NUI Galway. During the year, the Foundation committed €23,506,411 (2017: €18,289,389) in support of the University. At 30 June 2018, €22,857,403 (30 June 2017, €5,922,372) was outstanding. Amounts paid and payable to NUI Galway are reflected in these financial statements. Note 23 outlines an agreed policy in respect of the drawdown of funds by the University. As has been the practice, no remuneration has been paid to any staff member of NUI Galway.

25. FINANCIAL COMMITMENTS

Galway University Foundation CLG will provide finance to its wholly owned subsidiary, Galway University Foundation Inc. to assist it in performing its operations for a period to be defined. Galway University Foundation Inc. is engaged in fund raising activities in support of the National University of Ireland, Galway in the United States.

During the year ended 30 June 2011, Galway University Foundation CLG became a limited partner in the Bank Of Ireland Seed and Early Stage Equity Fund 2009. The partnership is made up of the following entities; Scribe Holdings Limited, Enterprise Ireland, The University of Limerick Foundation and Galway University Foundation CLG. As at the 30 June 2018, Galway University Foundation CLG has subscribed €885,554 (2017: €855,085) and is committed to subscribe a further €114,446 (2017: €144,915) to the said partnership, bringing the total commitment to €1,000,000, which equates to 3.125% of the total investment value. The remaining payments from the designated funds will be over a number of years; the exact timing of which has not yet been determined.

Similarly, on 4 December 2017, the Foundation became a limited partner in the Medtech Accelerator Fund 1 Limited Partnership. During the year ended 30 June 2018, the Foundation contributed €225,000 to that fund out of a total commitment of €450,000 (30.5% of the total investment value). This has left a remaining commitment of €225,000 at year end.

26. CONTROLLING INTEREST

In the opinion of the directors, there is no one identifiable controlling party of the group.

Galway University Foundation Company Limited by Guarantee

27. EVENTS AFTER END OF REPORTING PERIOD

There were no significant events affecting the group since the year end.

28. CASH AND CASH EQUIVALENTS

	2018 €	2017 €
Cash and bank balances	<u>5,713,367</u>	<u>3,196,233</u>

29. APPROVAL OF FINANCIAL STATEMENTS

The financial statements were approved and authorised for issue by the Board of Directors on 30/10/18.